

Classes included in this report:

| Subject | Catalog Number | Class Number |
|---------|----------------|--------------|
| MECHENG | 3870 | 10564 |

| Raters | Students |
|----------------|----------|
| Responded | 13 |
| Invited | 18 |
| Response Ratio | 72% |

Frequency Analysis

The 9 questions of the SEI are organized around three key elements of teaching. Results are grouped based on these elements.

Instructor's preparedness, organization of material, and clarity of presentation

| | Response# | Strongly disagree | Disagree | Neutral | Agree | Strongly agree | N/A |
|---|-----------|-------------------|----------|---------|-------|----------------|-----|
| 1. The subject matter of this course was well organized | 13 | 0% | 0% | 38% | 38% | 23% | 0% |
| 5. The instructor was well prepared | 13 | 0% | 0% | 15% | 38% | 46% | 0% |
| 9. The instructor communicated the subject matter clearly | 13 | 0% | 0% | 31% | 38% | 31% | 0% |

Rapport and instructor commitment

| | Response# | Strongly disagree | Disagree | Neutral | Agree | Strongly agree | N/A |
|--|-----------|-------------------|----------|---------|-------|----------------|-----|
| 3. This instructor was genuinely interested in teaching | 13 | 0% | 0% | 15% | 54% | 31% | 0% |
| 6. The instructor was genuinely interested in helping students | 13 | 0% | 0% | 15% | 46% | 38% | 0% |
| 8. The instructor created an atmosphere conducive to learning | 13 | 0% | 0% | 31% | 31% | 38% | 0% |

Students' sense of their own learning

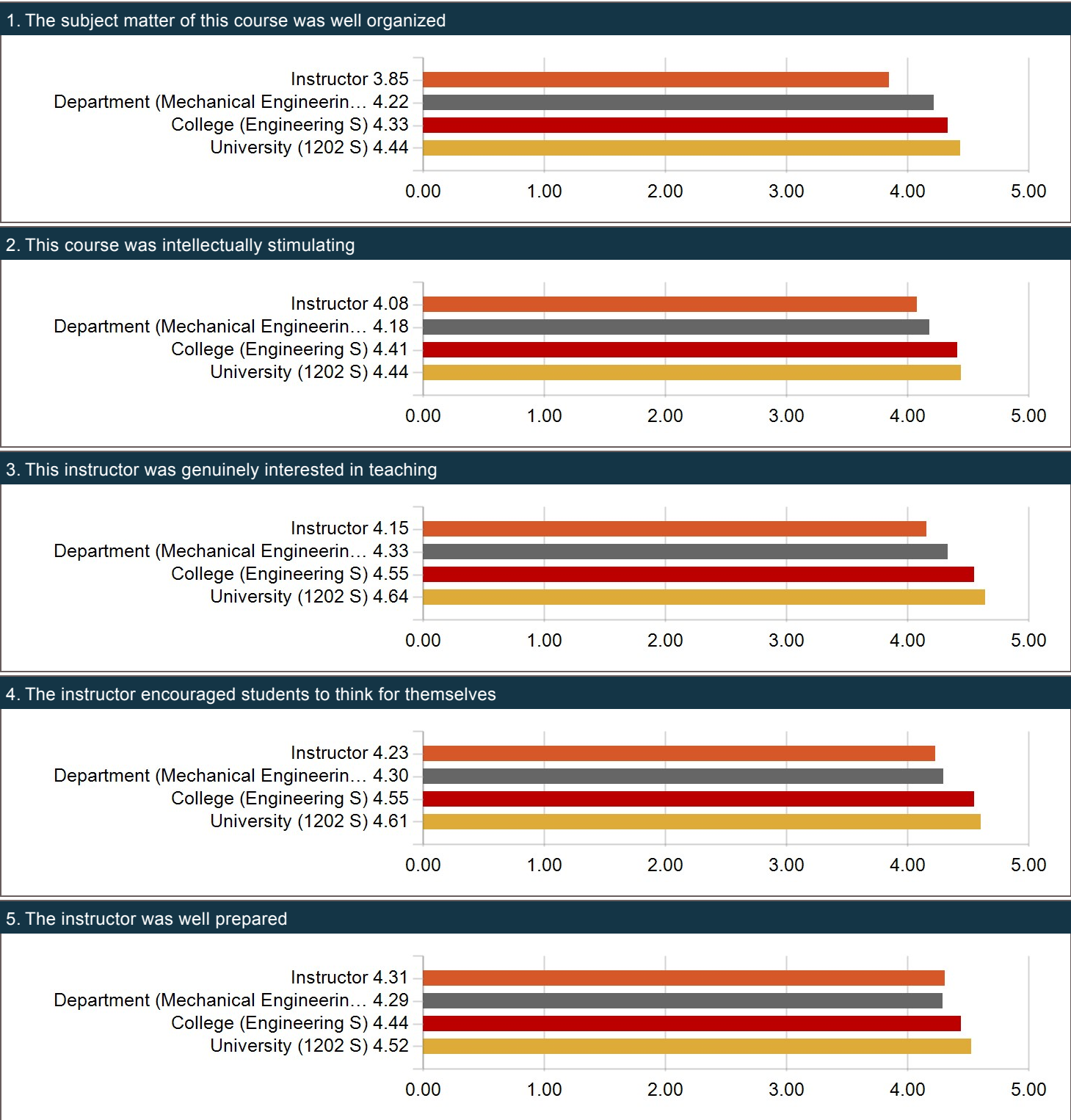
| | Response# | Strongly disagree | Disagree | Neutral | Agree | Strongly agree | N/A |
|---|-----------|-------------------|----------|---------|-------|----------------|-----|
| 2. This course was intellectually stimulating | 13 | 0% | 0% | 15% | 62% | 23% | 0% |
| 4. The instructor encouraged students to think for themselves | 13 | 0% | 0% | 8% | 62% | 31% | 0% |
| 7. I learned a great deal from this instructor | 13 | 0% | 0% | 38% | 38% | 23% | 0% |

Overall, I would rate this instructor as... (Question 10)

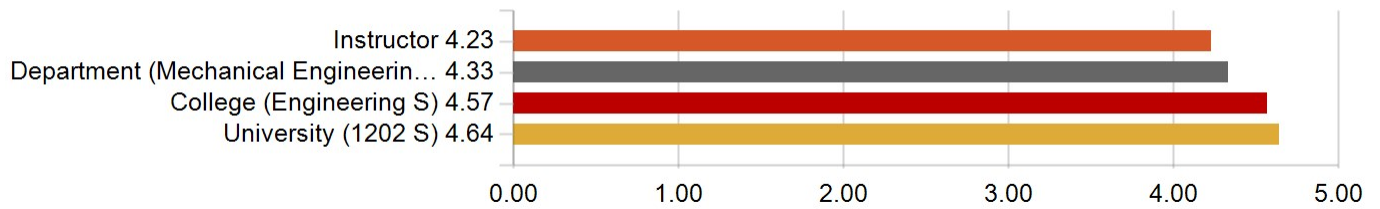
| Response# | Poor | Fair | Neutral | Good | Excellent |
|-----------|------|------|---------|------|-----------|
| 13 | 0% | 0% | 23% | 46% | 31% |

Score Analysis

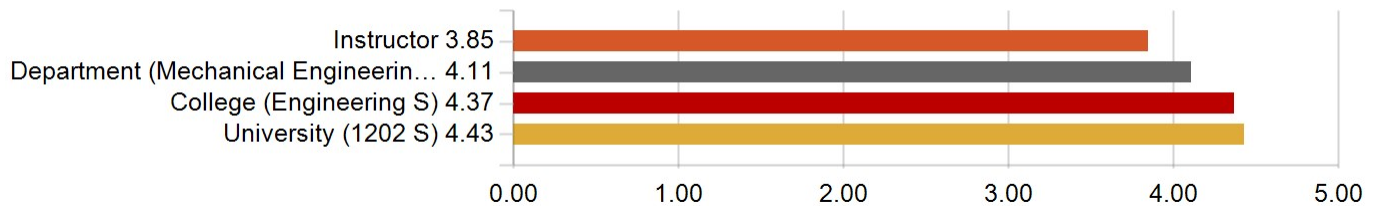
Your mean scores are summarized below. Comparison group scores are provided. The College and the University comparison groups are based on the size of your class. The Department group is not. Class size groups are 1-19, 20-60, and 61+. This information is also presented as a table at the end of this section.



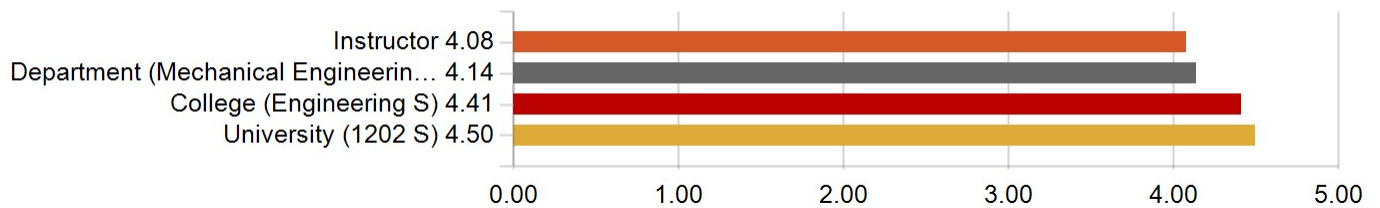
6. The instructor was genuinely interested in helping students



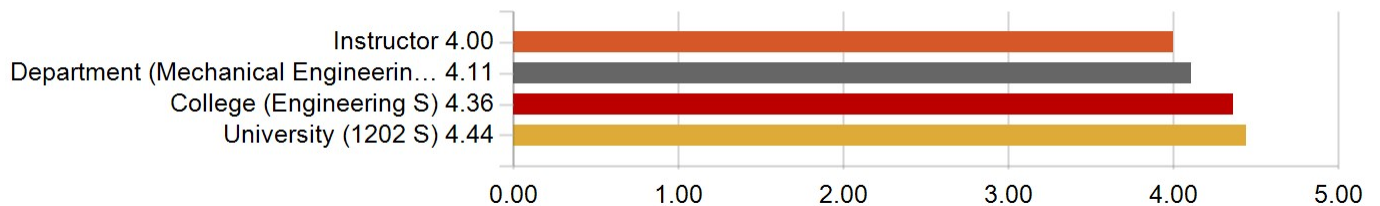
7. I learned a great deal from this instructor



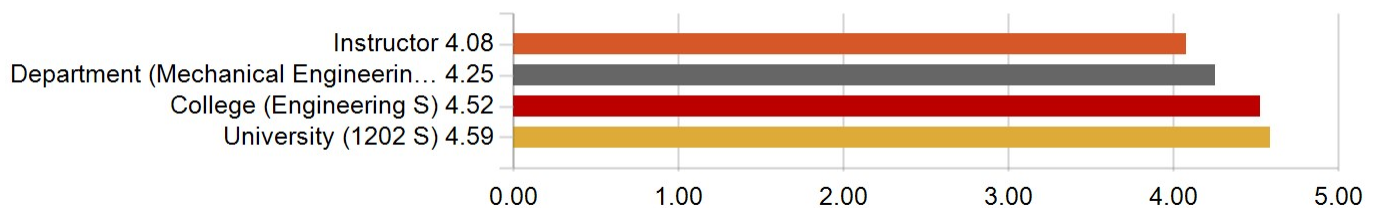
8. The instructor created an atmosphere conducive to learning



9. The instructor communicated the subject matter clearly



10. Overall, I would rate this instructor as



| Question | Instructor | | Department (Mechanical Engineering) | | College (Engineering S) | | University (1202 S) | |
|--|-------------|--------------------|-------------------------------------|--------------------|-------------------------|--------------------|---------------------|--------------------|
| | Mean | Standard Deviation | Mean | Standard Deviation | Mean | Standard Deviation | Mean | Standard Deviation |
| 1. The subject matter of this course was well organized | 3.85 | 0.80 | 4.22 | 0.98 | 4.33 | 0.90 | 4.44 | 0.85 |
| 2. This course was intellectually stimulating | 4.08 | 0.64 | 4.18 | 1.00 | 4.41 | 0.85 | 4.44 | 0.86 |
| 3. This instructor was genuinely interested in teaching | 4.15 | 0.69 | 4.33 | 0.93 | 4.55 | 0.77 | 4.64 | 0.72 |
| 4. The instructor encouraged students to think for themselves | 4.23 | 0.60 | 4.30 | 0.91 | 4.55 | 0.74 | 4.61 | 0.71 |
| 5. The instructor was well prepared | 4.31 | 0.75 | 4.29 | 0.94 | 4.44 | 0.83 | 4.52 | 0.81 |
| 6. The instructor was genuinely interested in helping students | 4.23 | 0.73 | 4.33 | 0.95 | 4.57 | 0.76 | 4.64 | 0.73 |
| 7. I learned a great deal from this instructor | 3.85 | 0.80 | 4.11 | 1.07 | 4.37 | 0.89 | 4.43 | 0.89 |
| 8. The instructor created an atmosphere conducive to learning | 4.08 | 0.86 | 4.14 | 1.06 | 4.41 | 0.86 | 4.50 | 0.83 |
| 9. The instructor communicated the subject matter clearly | 4.00 | 0.82 | 4.11 | 1.09 | 4.36 | 0.90 | 4.44 | 0.89 |
| 10. Overall, I would rate this instructor as | 4.08 | 0.76 | 4.25 | 1.04 | 4.52 | 0.81 | 4.59 | 0.80 |

Please select the primary reason you enrolled in this class

| Please select the primary reason you enrolled in this class | | |
|---|-------|------------|
| Options | Count | Percentage |
| It was specifically required in my major/minor | 13 | 100% |
| It was one of several choices to meet a requirement in my major | 0 | 0% |
| It fulfills a General Education requirement | 0 | 0% |
| It was a free elective choice | 0 | 0% |

Comments

Comments are retained for one year. This section will be deleted from this report at the end of Spring 2021. Please save a copy of this report if you want access to comments after that time.

| Comments |
|--|
| It would be helpful to have grades put in earlier rather than the end of the semester so we can fix our mistakes rather than making the same mistakes over and over for lab reports. |
| I think Varun did a decent job given the structure and content of our labs. |